


Instructions for Joining the San Diego Knowledge Exchange (SAKE) on Curriki.org

STEP 1. Join Curriki.org

1. Goto tinyurl.com/sakedevmath
2. Click on “Become a Member”

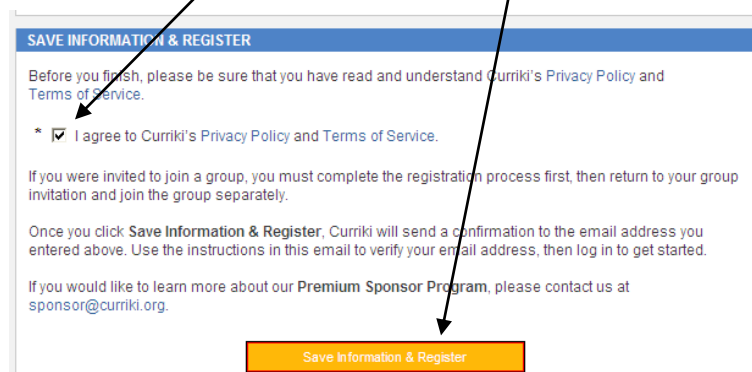


3. Fill out the required Account Information. For your records, write info below:
[Do not use spaces or special characters, login is case-sensitive]

Member Login: _____

Password: _____

4. At bottom of page, click to agree and then click “Save Information & Register”

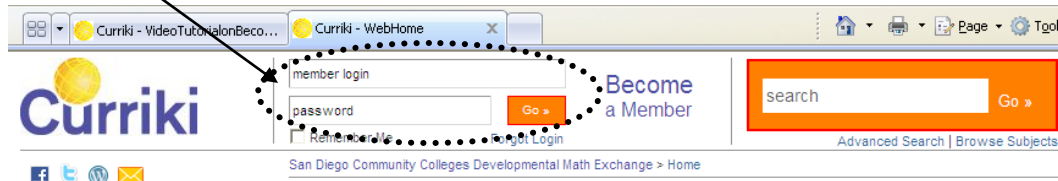


5. You will receive an email confirmation (within a few minutes) and you will be able to login to curriki.org.

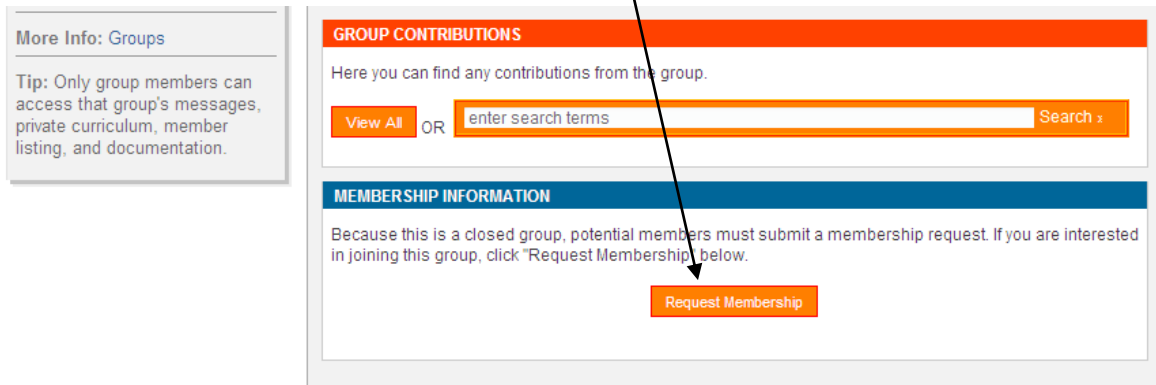
See back of page for STEP 2

STEP 2. Join the specific curriki group: SAKE
(aka. San Diego Community Colleges Developmental Math Exchange)

1. Goto tinyurl.com/sakedevmath
2. Login to Curriki.org with your Member Login and Password



3. Scroll to the bottom of the page and click “Request Membership”



4. Fill in the form identifying:
 1. Your college
 2. The person who referred you to the knowledge exchange
5. Click on “Request Membership.”
6. A group leader will confirm your membership and you will be notified via email that you are part of the San Diego Knowledge Exchange (SAKE).