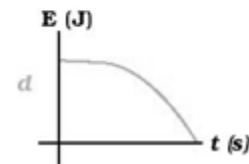
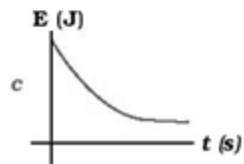
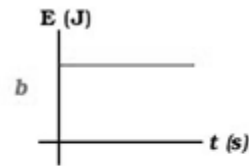
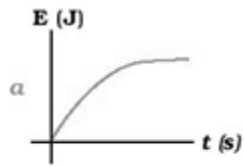


5. Which of the following curves best represents a sketch, in the previous problem, of the potential and kinetic energy of the ball and earth system as a function of time?



- 1.a
- 2.b
- 3.c
- 4.d